

i-Pad 101



- Basics
- Tips
- Resources
- A few Apps

The iPad is for content consumption instead of content creation.

It is NOT a substitute for your laptop.

3G v Wi-Fi Only for iPad 2

- No right or wrong answer
- Many issues to consider
 - Do you currently have 3G on iPhone?
 - Your current contract w/iPhone
 - Whether you can use your smartphone as a hotspot for your iPad
 - You can do it with iPhones under certain conditions
 - DO NOT “Jailbreak” your iPhone/iPad
- Additional information
 - http://news.cnet.com/8301-30686_3-20041860-266.html
 - <http://ismashphone.com/2011/03/ipad-2-3g-or-wifi.html>

Wi-Fi or Wi-Fi + 3G. Which iPad should you choose?

iPad with Wi-Fi is ideal if you have a wireless high-speed Internet router in your home, or if you'll be using your iPad near a wireless hotspot — in a coffee shop or school library, for example.

iPad with Wi-Fi + 3G includes Wi-Fi connectivity as well as 3G connectivity. 3G uses cellular signals — the same signals your cell phone uses — to connect to the Internet. Choose an iPad with Wi-Fi + 3G if you'll be spending time in places without Wi-Fi hotspots, such as outdoors or on your morning commute.

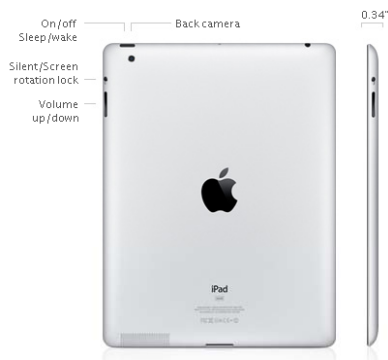
Wi-Fi



Wi-Fi + 3G



Buttons

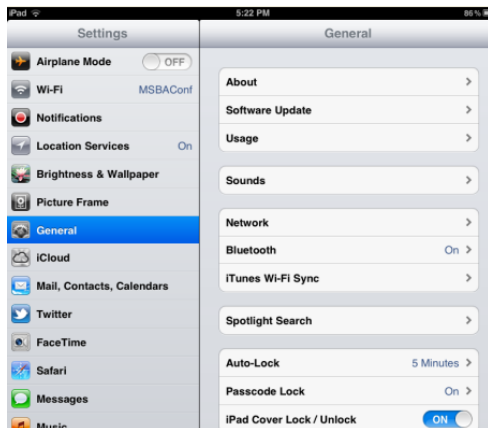


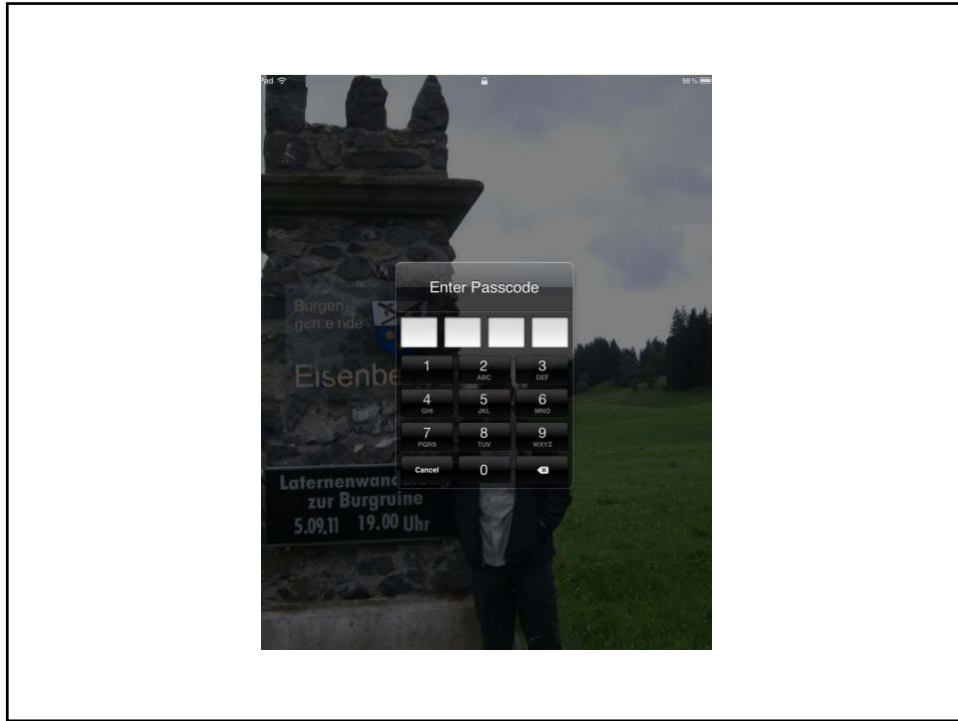
My iPad



STEP #1 – Set a passcode GOOD Protection

- Settings





For the better protection

You can have all data erased after 10 failed attempts




BEST Protection

- Longer Passwords
- Alphanumerical passcode
- Turn off Simple passcode
- Change passcode
- Enter new passcode










Smart Cover



An on-again, off-again relationship.
The Smart Cover makes iPad do things no other cover can. Close it, and iPad automatically goes to sleep. Open it, and iPad instantly wakes up — no need to press any buttons. The Smart Cover doesn't just protect iPad, it keeps it ready to go whenever you are.

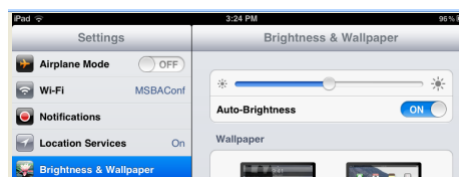
Status Bar Icons

- 
Wi-Fi Shows iPad is connected to internet. The more bars, the better connections
- 
3G Means your iPad is connected through your cell carrier. Will only show with 3G enabled iPads
- 
Airplane Mode Airplane mode – Cannot use internet, phone, or bluetooth
- 
Lock Shows iPad is locked
- 
Battery Battery status – will also tell the % of charge left
- 
Activity Shows activity is taking place – usually getting mail or website
- 
 Indicates screen orientation is locked and screen will not move

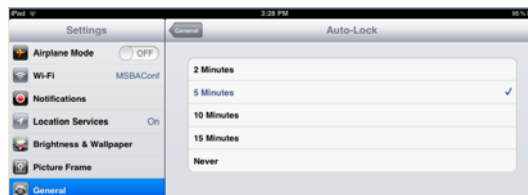
Tips for saving your battery

Keep device out of sun/away from heat

Reduce screen brightness



Turn off the screen quickly



Tips for saving your battery (cont)

Use Airplane Mode when you do not need to use internet



If you have 3-G, you should use Wi-Fi when available



Reduce /eliminate mail or calendar checking



Disable Location Services



How much space is available



How to add more apps to your dock



The Dock

Comes with Mail, Photos,
iPod and Safari
Can move default apps
Can change the apps you
want and can add up to
six

Locate the app you want to
add

Hold it down until it “wiggles”

Click and drag it to the dock



Close apps when not using them

Another way to save battery power (this is also true for iPhone), close apps you are not using.

Double Click the Home Button and the apps that are open will appear.



Hold down any one of the apps until they
“wobble”

Close them by tapping on the red circle



Multitasking

Start by double clicking the Home Button
Your home screen will dim and show which
apps you have open



Tap the app you want to open and you will switch to it

How to force start your iPad



Click and hold down the **Sleep/Wake**

Button in upper right hand corner
While holding down that button,
hold down the **Home** button at
the same time.

Hold down the buttons until the iPad
powers off.

It will reboot and start again with a
small apple image.

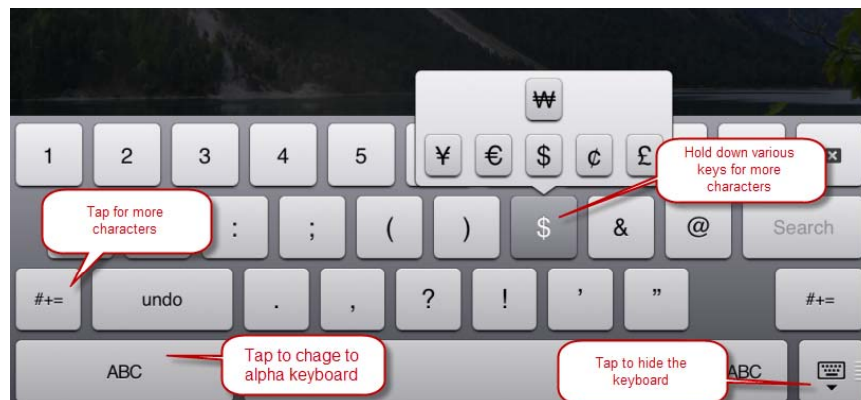
It will take 30-60 seconds



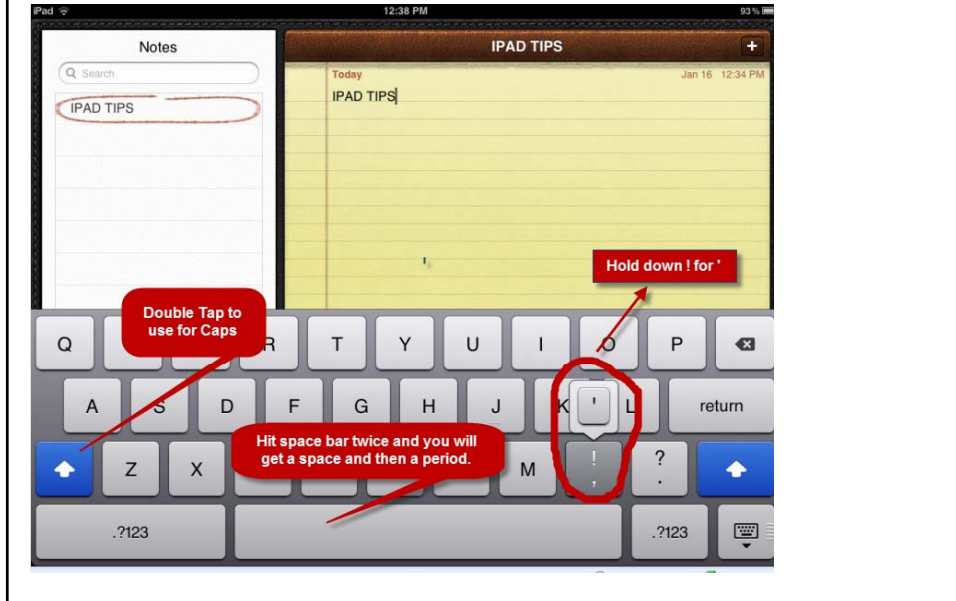
Typing Tips



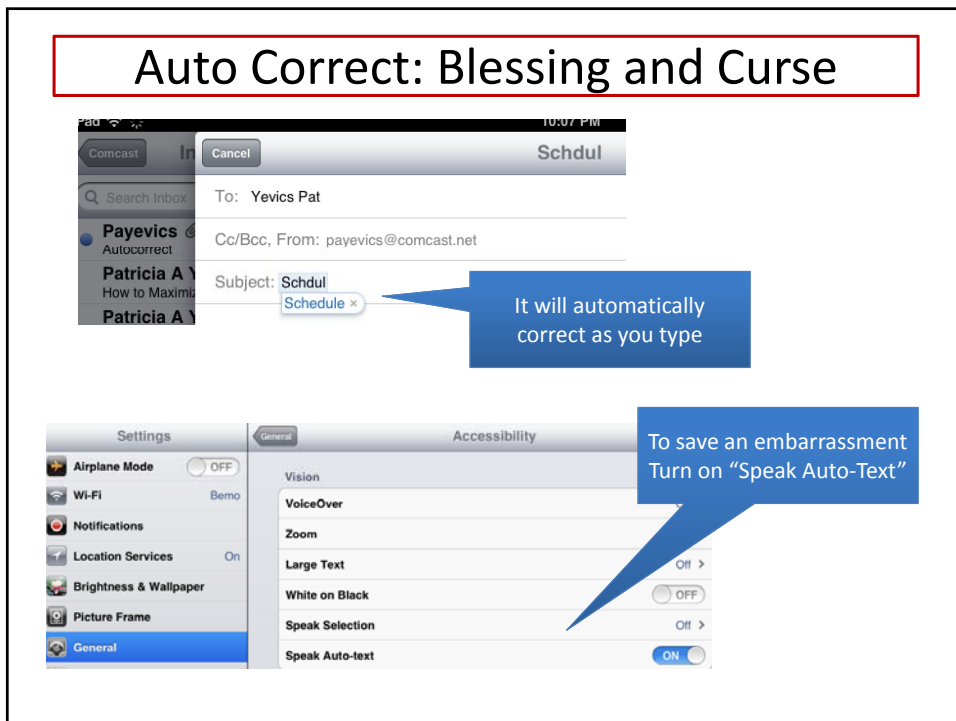
Tap Home Button to bring up keyboard



Typing tips



Auto Correct: Blessing and Curse



Typing Shortcuts

Create your own shortcuts Settings, General, Keyboard

Add New Shortcut



Create a shortcut for "Thanks in advance"



Cut Copy Paste

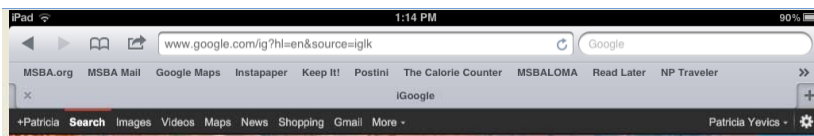
<http://www.youtube.com/watch?v=V1iiNmnZEUA>



Searching tips



Add bookmarks to Safari



Select Settings

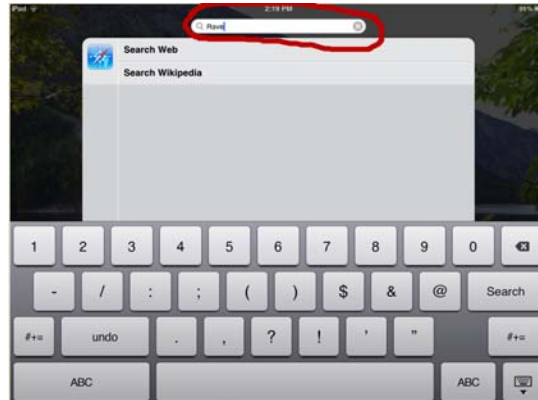
Safari

Always Show Bookmark Bar

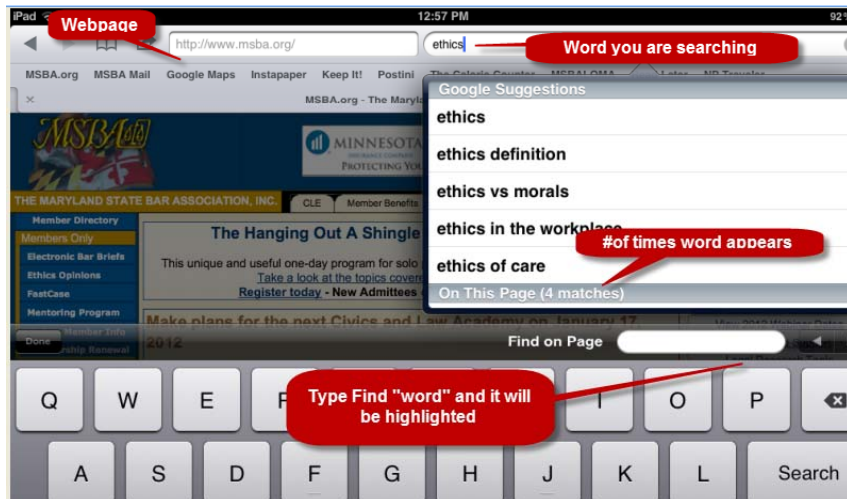


Quick Searching

Tap home button to bring up key pad

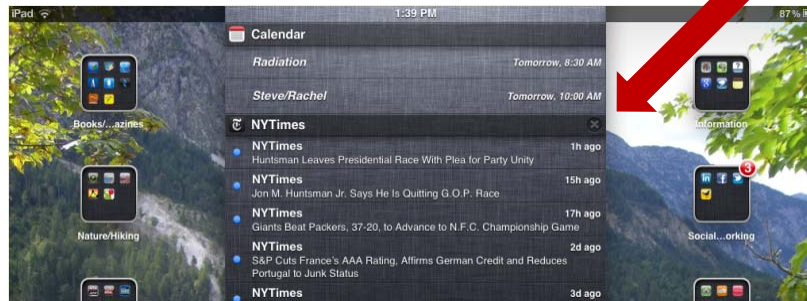


Find information on webpage

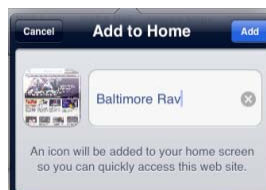
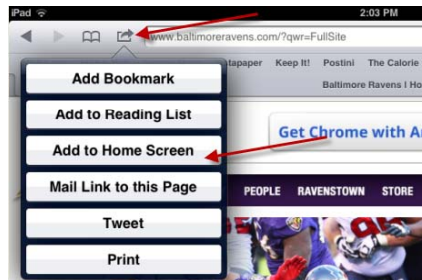


Notification Center

Allows you to quickly access updates such as email, calendar items, other notifications

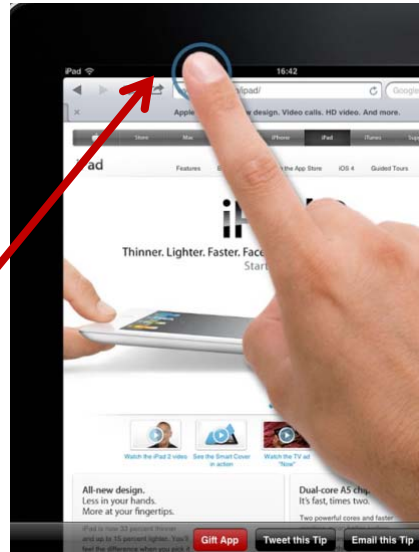


Add new apps icons to your iPad



Go to the top Fast

When you are on a long website, message or list of emails, tap on the status bar to quickly go to the top




How to take a picture on your iPad

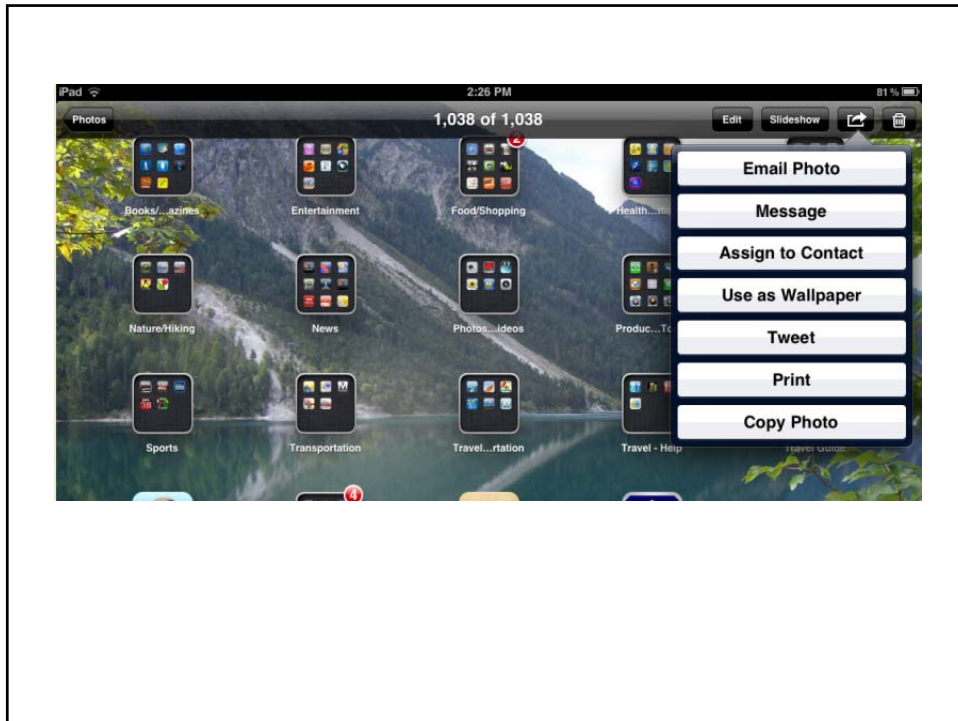
Go to any screen

Hit Home Button and Sleep/Wake Button



Go to Photos





More Help/Resources

A large, gold-colored button with rounded corners and a slight 3D effect. The word 'Help!' is written in a bold, black, italicized font in the center of the button.

Website/Blogs

IPAD 4 LAWYERS

Your Source for Learning the Latest on iPad Apps, Tips and Tricks - for Lawyers!


<http://ipad4lawyers.squarespace.com/>



www.iphonejd.com

All things MAC

www.macworld.com



Buying Guide: iPad keyboards

For serious typing sessions (or if you just can't get the hang of the iPad's onscreen keyboard), an external keyboard is a great iPad accessory. Here's our guide to the different types, along with recommendations for each.



Check out the new MSBA Mobile App!

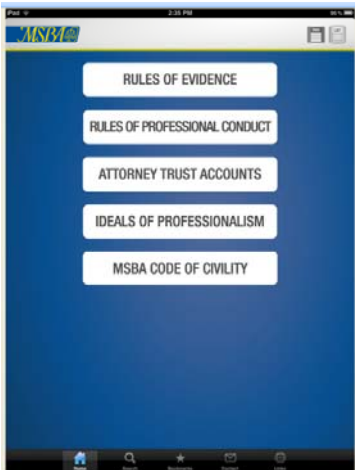
Available for these mobile devices

iPhone - iPad


Android

BlackBerry

**Free from MSBA Young
Lawyer Section**




Take notes on your iPad



[View on iTunes](#)

\$0.99




Penultimate[®]


The #1 selling handwriting app for iPad[®].

Organize your ideas into notebooks, and share with your coworkers, classmates, and friends!

[Learn More -->](#) [On the App Store -->](#)




Noteshelf
from FluidTouch.biz



[View on iTunes](#)

\$4.99



Take notes

Auditorium Notes



5.99

Organize, review and share your audio and text notes

Can password protect notes

Can take notes and record notes simultaneously

Sharing Documents



Free

Dropbox for iPad

- Bring your files with you when you're on the go
- Add files to your Favorites for fast, offline viewing
- Easily upload photos and videos to Dropbox
- Share freely with family and friends



FREE


View your content from any mobile device


Share your content

Upload document and read it anywhere

PDF Apps by Readdle

PDF Expert 
 9.99
 Read and annotate pdf
 Highlight text
 Make notes
 Draw w/finger or stylus
 Fill forms

Scanner Pro 
 6.99
 Use iPhone as portable scanner
 Scan multipages and email them
 Upload to Dropbox and Evernote

PDF Converter 
 6.99
 Save any type documents, websites as
 Pdf documents

www.goodeader.net

- Robust pdf reader for the iPad

products	support
GoodReader	
Overview	
User Manual	
How-To's	
USB File Transfer	
WiFi File Transfer	
Troubleshooting	
GoodCalculator	



GoodReader®
 Current versions:
 3.13.0 for iPad
 3.13.1 for iPhone / iPod touch
 Platforms: iPhone, iPod touch and iPad (GoodReader for iPhone and GoodReader for iPad are two different applications)
 iOS version: 3.1 or newer
 Price: \$4.99 (in U.S. App Store, will vary in different countries)

GoodReader® is the super-robust PDF reader for iPad, iPhone and iPod touch. Its iPad version was the **#1 selling non-Apple app for iPad in 2010** in USA! Mashable describes it as "a Swiss Army knife of awesomeness!" Reviews worldwide hail it as "essential," "the best," "magnificent" and "the killer app". With GoodReader on your iPad/iPhone, you can read virtually anything, anywhere: books, movies, maps, pictures. Use it once and you'll be hooked. If you work with documents, soon you'll be wondering how you ever managed to use your iPad or iPhone without GoodReader.

Fastcase

For iPhone and iPad

Free



For Now

Wednesday, February 15, 2012, noon – 1:00 PM

Ethics of Cloud Computing

Wednesday, February 22, 2012

iPad 201: Beyond the Basics, noon – 1:00 PM